

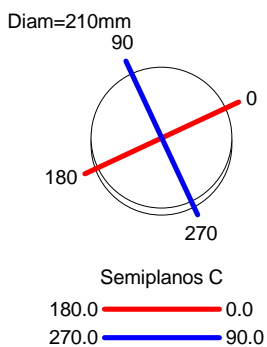
Luminaria

Código A654-003
Nombre SANTORINI 15W FBA E27
Ensayo
Código CL041A17F001G
Nombre SANTORINI 15W FBA E27

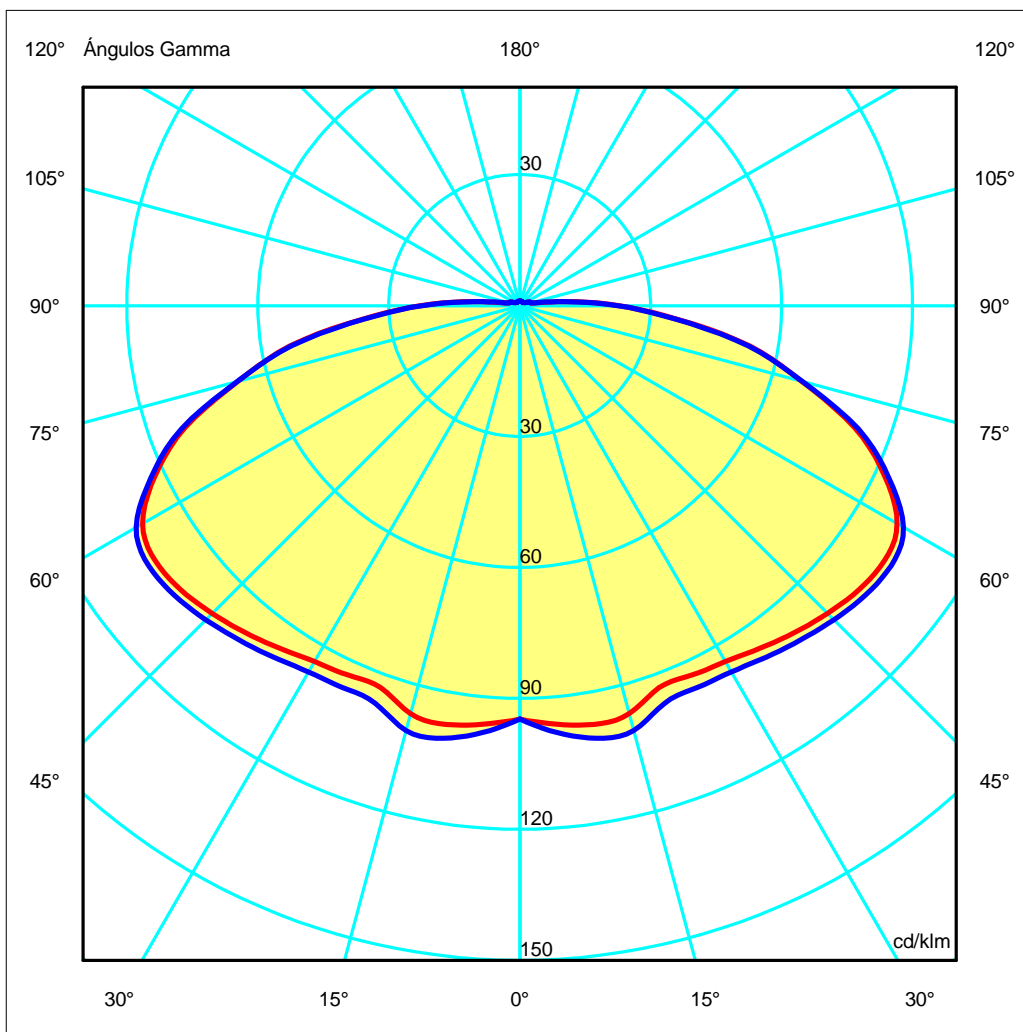
Flujo Luminaria	472.98 lm	Potencia luminaria	15.00 W	Eficacia	31.53 lm/W	Eficiencia	52.79%
Flujo de Lámpara	896.00 lm	Valor Máximo	103.83 cd/klm	Posición	C=90.00 G=55.00	CG	Bisimétrico
Luminaria Redonda	Diam.	210 mm	Altura	260 mm			
Área Luminosa Redonda	Diam.	165 mm	Altura	70 mm			
Área Luminosa Horizontal	0.021382 m2	Área Emisión sobre Pl. 180°		0.011550 m2			
Área Emisión sobre Pl. 0°	0.011550 m2	Área Emisión sobre Pl. 270°		0.011550 m2			
Área Emisión sobre Pl. 90°	0.011550 m2	Área de deslumbramiento a 76°		0.016380 m2			
Sist. de Coordén.	CG	Tipo de Simetría		Bisimétrico			
Fecha	24-02-2017	Máximo Ángulo Gamma		180			
Distancia de Ensayo	6.44	Flujo de Ensayo		896.00 lm			
Operador	Asselum T2	Tensión de alimentación [V]		230.00 V			
Temperatura	25.00 °C	Corriente de alimentación [A]					
Humedad	53.00 %	Fotocélula		Prc			
Notas	CG						

Lámparas de la Luminaria

Familia	Código	Nombre	Flujo [lm]	Pot. [W]	Cant.
	MINI-LYNX FAST-START	15W E27	896.00	15.00	1
C.I.E. F UTE	30 61 87 96 53 0.51 I + 0.02 T	D DIN 5040 B NBN	A11 BZ 7 / 1 / BZ 6		



ULOR 2.13 %
DLOR 50.66 %
RN 4.03 %



Luminaria

Código A654-003
Nombre SANTORINI 15W FBA E27

Ensayo

Código CL041A17F001G
Nombre SANTORINI 15W FBA E27

Flujo Luminaria	472.98 lm	Potencia luminaria	15.00 W	Eficacia	31.53 lm/W	Eficiencia	52.79%
Flujo de Lámpara	896.00 lm	Valor Máximo	103.83 cd/klm	Posición	C=90.00 G=55.00	CG	Bisimétrico

Tabla de Intensidad Luminosa cd/klm Tabla 1/1

	C 0.00	C 15.00	C 30.00	C 45.00	C 60.00	C 75.00	C 90.00
G 0.0	94.73	94.73	94.73	94.73	94.73	94.73	94.73
G 5.0	96.26	95.66	96.56	95.25	96.70	95.55	98.19
G 10.0	97.42	97.33	98.46	96.86	99.36	97.11	100.64
G 15.0	96.78	96.77	98.02	96.58	99.49	97.23	100.75
G 20.0	93.17	93.59	94.63	94.80	95.81	94.71	96.92
G 25.0	93.36	92.97	94.07	94.30	95.13	93.83	96.45
G 30.0	94.15	93.75	94.79	94.79	96.04	94.11	96.89
G 35.0	95.85	95.24	96.37	96.35	97.55	95.05	98.32
G 40.0	97.82	97.27	98.62	98.48	99.29	96.49	99.99
G 45.0	99.69	99.16	100.23	100.48	100.79	97.96	101.77
G 50.0	101.34	100.53	101.55	102.12	102.04	99.05	103.26
G 55.0	101.93	101.07	101.93	102.66	102.16	99.20	103.83
G 60.0	99.82	98.43	98.74	99.88	98.97	96.16	101.47
G 65.0	92.20	90.40	91.48	92.27	90.96	88.01	93.23
G 70.0	81.56	78.80	78.95	80.60	79.05	76.86	82.48
G 75.0	66.76	64.86	65.73	66.56	65.27	62.86	66.98
G 80.0	53.55	51.15	50.90	51.60	50.33	50.03	53.10
G 85.0	36.40	35.52	36.74	36.67	35.55	34.21	35.94
G 90.0	22.92	22.30	21.80	21.93	21.59	21.74	22.50
G 95.0	10.84	11.15	11.65	11.13	10.95	10.43	10.44
G100.0	3.63	3.86	3.67	3.42	3.89	3.52	4.04
G105.0	2.48	2.49	2.54	2.49	2.49	2.44	2.52
G110.0	2.39	2.38	2.42	2.36	2.37	2.33	2.43
G115.0	1.82	1.82	1.88	1.85	1.82	1.76	1.80
G120.0	1.38	1.38	1.38	1.40	1.38	1.37	1.38
G125.0	1.22	1.25	1.27	1.28	1.28	1.25	1.26
G130.0	1.10	1.13	1.14	1.15	1.15	1.13	1.13
G135.0	1.01	1.07	1.08	1.07	1.08	1.03	1.05
G140.0	1.01	1.02	1.03	1.04	1.05	1.01	1.03
G145.0	1.00	1.02	1.02	1.04	1.05	1.02	1.03
G150.0	1.00	1.03	1.03	1.04	1.05	1.03	1.06
G155.0	1.03	1.03	1.04	1.03	1.05	1.03	1.05
G160.0	1.03	1.03	1.04	1.03	1.05	1.03	1.06
G165.0	1.03	1.03	1.04	1.04	1.06	1.03	1.06
G170.0	1.01	1.03	1.03	1.04	1.05	1.03	1.07
G175.0	1.02	1.04	1.05	1.04	1.05	1.03	1.06
G180.0	1.04	1.04	1.04	1.04	1.04	1.04	1.04

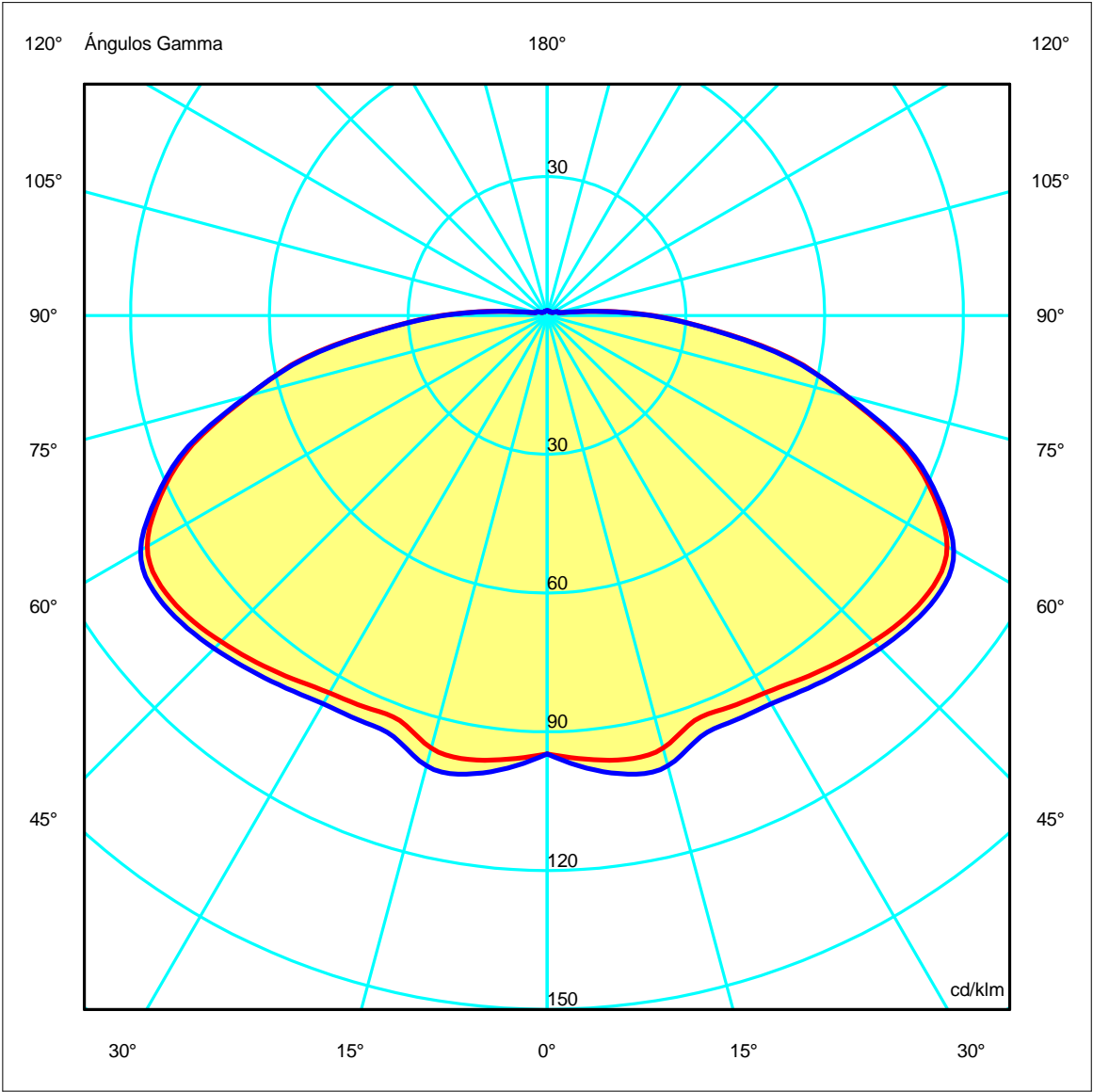
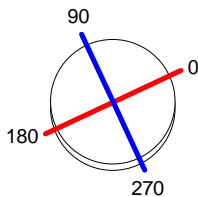
Luminaria
Código A654-003
Nombre SANTORINI 15W FBA E27
Ensayo
Código CL041A17F001G
Nombre SANTORINI 15W FBA E27

Flujo Luminaria	472.98 lm	Potencia luminaria	15.00 W	Eficacia	31.53 lm/W	Eficiencia	52.79%
Flujo de Lámpara	896.00 lm	Valor Máximo	103.83 cd/klm	Posición	C=90.00 G=55.00	CG	Bisimétrico

Diam=210mm

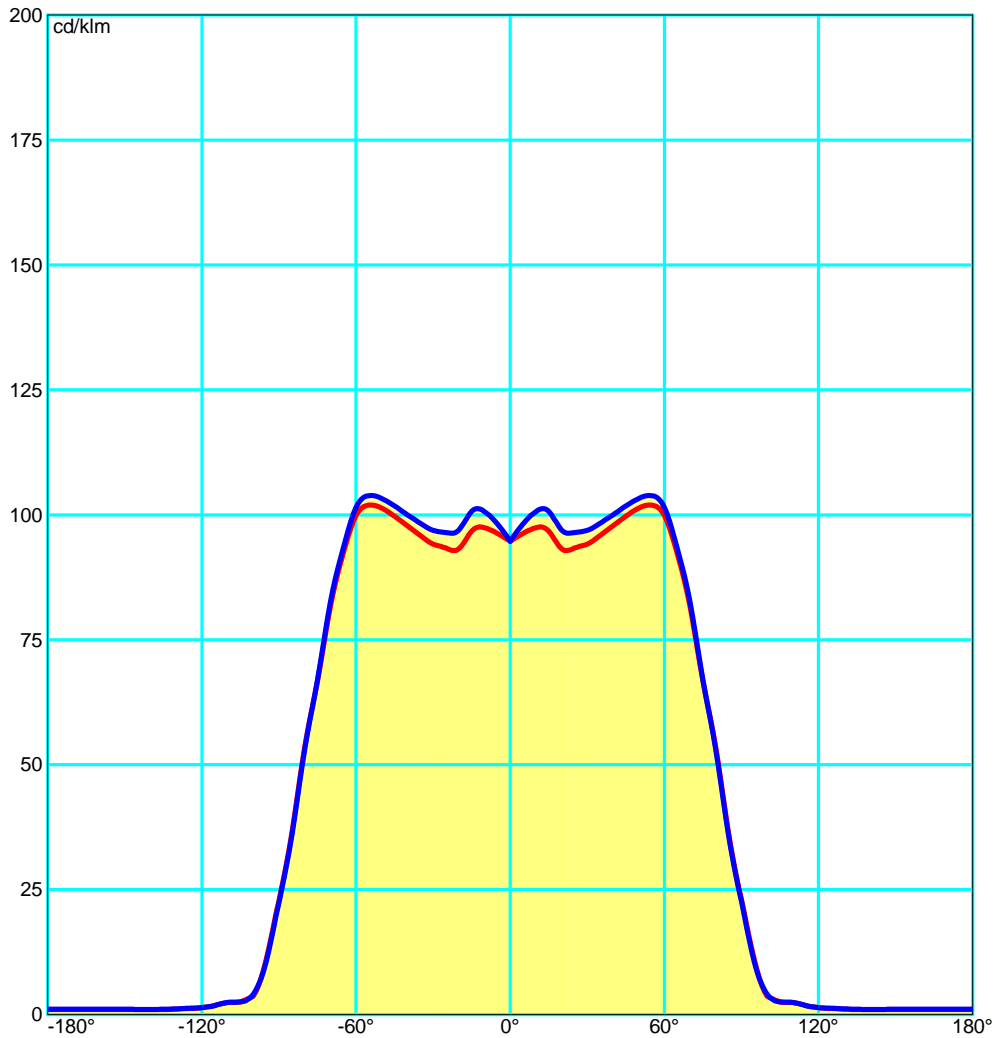
Semiplanos C

180.0 ————— 0.0
270.0 ————— 90.0



Luminaria
Código A654-003
Nombre SANTORINI 15W FBA E27
Ensayo
Código CL041A17F001G
Nombre SANTORINI 15W FBA E27

Flujo Luminaria	472.98 lm	Potencia luminaria	15.00 W	Eficacia	31.53 lm/W	Eficiencia	52.79%
Flujo de Lámpara	896.00 lm	Valor Máximo	103.83 cd/klm	Posición	C=90.00 G=55.00	CG	Bisimétrico



Luminaria
Código A654-003
Nombre SANTORINI 15W FBA E27
Ensayo
Código CL041A17F001G
Nombre SANTORINI 15W FBA E27

Flujo Luminaria	472.98 lm	Potencia luminaria	15.00 W	Eficacia	31.53 lm/W	Eficiencia	52.79%
Flujo de Lámpara	896.00 lm	Valor Máximo	103.83 cd/klm	Posición	C=90.00 G=55.00	CG Bisimétrico	

Flujo Total=896.00 Flujo Luminaria=472.98

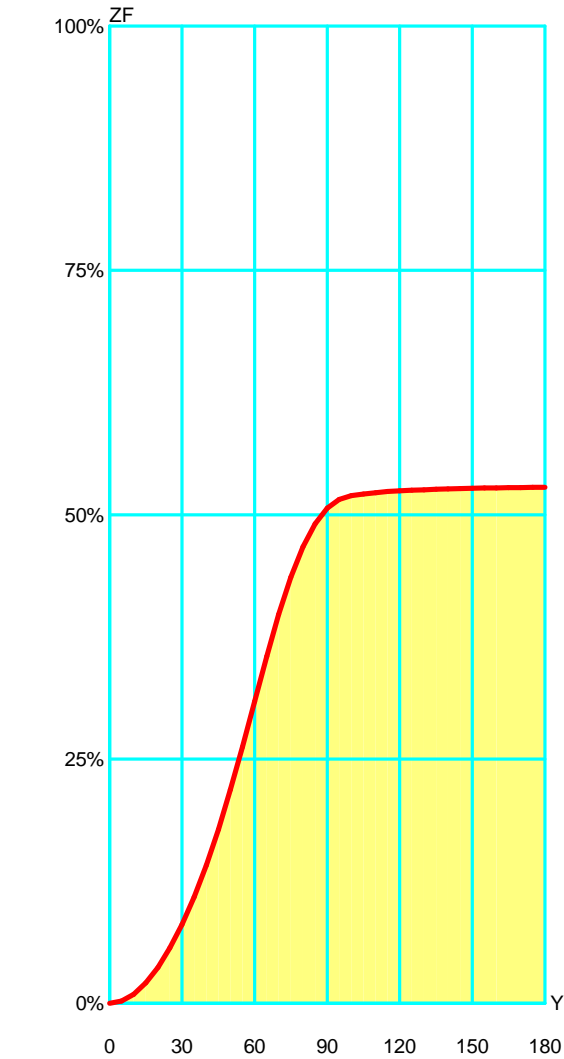
RI	0.60	0.80	1.00	1.25	1.50	2.00	2.50	3.00	4.00	5.00	10.00	20.00
DRR	0.19	0.26	0.32	0.39	0.45	0.54	0.61	0.66	0.73	0.77	0.87	0.93
RC	8	8	8	8	8	8	7	7	7	7	7	7

Flujo Zonal por 1000 Lúmenes

Y°	10	20	30	40	50	60	70	80	90	100	110	120	130	140	150	160	170	180
ZF(Y)	9	37	80	141	218	309	398	467	507	520	523	524	526	526	527	527	528	528

Códigos de Flujo C.I.E.
30 61 87 96 53

C.I.E.	8/8/8/8/8/7/7/7/7/7	LOR	52.78763 %
D DIN 5040	A11	ULOR	2.12840 %
F UTE	0.51 I + 0.02 T	DLOR	50.65922 %
B NBN	BZ 7 / 1 / BZ 6	UFF	4.03201 %
RN	4.03201 %	DFF	95.96799 %
BLF	1.0	FFR	4.20141 %



Flujo Zonal				
Gamma °	Flujo	Suma lm	Flujo [%]	Suma [%]
0°	0.00	0.00	0.00%	0.00 %
5°	2.28	2.28	0.43 %	0.43 %
10°	6.95	9.23	1.32 %	1.75 %
15°	11.62	20.85	2.20 %	3.95 %
20°	15.87	36.72	3.01 %	6.96 %
25°	19.82	56.53	3.75 %	10.71 %
30°	23.92	80.46	4.53 %	15.24 %
35°	28.14	108.60	5.33 %	20.57 %
40°	32.44	141.04	6.15 %	26.72 %
45°	36.67	177.71	6.95 %	33.67 %
50°	40.65	218.36	7.70 %	41.37 %
55°	44.12	262.48	8.36 %	49.72 %
60°	46.33	308.82	8.78 %	58.50 %
65°	46.14	354.95	8.74 %	67.24 %
70°	43.13	398.09	8.17 %	75.41 %
75°	37.83	435.92	7.17 %	82.58 %
80°	31.19	467.11	5.91 %	88.49 %
85°	23.65	490.76	4.48 %	92.97 %
90°	15.83	506.59	3.00 %	95.97 %
95°	9.04	515.63	1.71 %	97.68 %
100°	3.99	519.62	0.76 %	98.44 %
105°	1.66	521.28	0.31 %	98.75 %
110°	1.27	522.55	0.24 %	98.99 %
115°	1.06	523.61	0.20 %	99.19 %
120°	0.78	524.39	0.15 %	99.34 %
125°	0.61	525.01	0.12 %	99.46 %
130°	0.52	525.53	0.10 %	99.55 %
135°	0.44	525.97	0.08 %	99.64 %
140°	0.39	526.36	0.07 %	99.71 %
145°	0.34	526.70	0.06 %	99.78 %
150°	0.30	527.00	0.06 %	99.83 %
155°	0.26	527.27	0.05 %	99.88 %
160°	0.22	527.48	0.04 %	99.93 %
165°	0.17	527.65	0.03 %	99.96 %
170°	0.12	527.78	0.02 %	99.98 %
175°	0.07	527.85	0.01 %	100.00 %
180°	0.02	527.88	0.00 %	100.00 %

Luminaria

Código A654-003
Nombre SANTORINI 15W FBA E27
Ensayo
Código CL041A17F001G
Nombre SANTORINI 15W FBA E27

Flujo Luminaria	472.98 lm	Potencia luminaria	15.00 W	Eficacia	31.53 lm/W	Eficiencia	52.79%
Flujo de Lámpara	896.00 lm	Valor Máximo	103.83 cd/klm	Posición	C=90.00 G=55.00	CG	Bisimétrico

UGR
S = 0.250

Reflectancies										
Ceiling/Cavity	0.7	0.7	0.5	0.5	0.3	0.7	0.7	0.5	0.5	0.3
Walls	0.5	0.3	0.5	0.3	0.3	0.5	0.3	0.5	0.3	0.3
WorkingPlane	0.2	0.2	0.2	0.2	0.2	0.2	0.2	0.2	0.2	0.2
RoomDimensions	ViewedCrosswise					ViewedEndwise				
x=2H y=2H	17.6	19.1	18.0	19.4	19.7	17.5	19.1	17.9	19.4	19.7
x=2H y=3H	19.8	21.2	20.2	21.6	21.8	19.7	21.1	20.1	21.5	21.8
x=2H y=4H	20.7	22.0	21.1	22.4	22.7	20.6	22.0	21.0	22.3	22.7
x=2H y=6H	21.5	22.7	21.9	23.1	23.4	21.4	22.6	21.8	23.0	23.4
x=2H y=8H	21.8	23.0	22.2	23.4	23.7	21.7	22.9	22.1	23.3	23.7
x=2H y=12H	22.0	23.2	22.5	23.6	23.9	21.9	23.1	22.4	23.5	23.9
x=4H y=2H	18.6	19.9	19.0	20.3	20.7	18.5	19.9	19.0	20.3	20.7
x=4H y=3H	20.9	22.0	21.3	22.4	22.8	20.8	22.0	21.3	22.4	22.8
x=4H y=4H	21.9	23.0	22.4	23.4	23.8	21.8	22.9	22.3	23.3	23.8
x=4H y=6H	22.8	23.7	23.3	24.2	24.6	22.7	23.6	23.2	24.1	24.6
x=4H y=8H	23.2	24.1	23.7	24.5	24.9	23.1	24.0	23.6	24.4	24.9
x=4H y=12H	23.5	24.3	24.0	24.8	25.2	23.4	24.2	23.9	24.7	25.2
x=8H y=4H	22.4	23.3	22.9	23.7	24.2	22.3	23.2	22.8	23.7	24.2
x=8H y=6H	23.5	24.2	24.0	24.7	25.2	23.4	24.1	23.9	24.6	25.2
x=8H y=8H	23.9	24.6	24.5	25.1	25.6	23.8	24.5	24.4	25.0	25.6
x=8H y=12H	24.4	24.9	24.9	25.5	26.0	24.3	24.8	24.8	25.4	26.0
x=12H y=4H	22.4	23.2	22.9	23.7	24.2	22.4	23.2	22.9	23.7	24.2
x=12H y=6H	23.6	24.2	24.1	24.7	25.3	23.5	24.1	24.0	24.7	25.3
x=12H y=8H	24.1	24.7	24.7	25.2	25.7	24.0	24.6	24.6	25.1	25.7

Luminaria

Código A654-003
Nombre SANTORINI 15W FBA E27

Ensayo

Código CL041A17F001G
Nombre SANTORINI 15W FBA E27

Flujo Luminaria	472.98 lm	Potencia luminaria	15.00 W	Eficacia	31.53 lm/W	Eficiencia	52.79%
Flujo de Lámpara	896.00 lm	Valor Máximo	103.83 cd/klm	Posición	C=90.00 G=55.00	CG Bisimétrico	

Utilización CIE

Montaje	Directo				Normalización				Normalizados				Raz. de Susp.				1/3	CIE Estándar							
Techo																									
K	8873	8773	8871	8771	7773	7771	7753	7553	7751	7551	7731	7331	7711	7111	5551	5531	5331	5511	5111	3331	3311	1111	0000		
0.60	137	123	117	105	117	100	74	63	65	55	40	30	23	16	51	33	29	19	15	27	16	14	8		
0.80	158	145	127	117	138	112	91	80	74	65	47	38	27	20	61	39	36	23	19	34	20	17	9		
1.00	172	160	131	122	152	117	104	93	80	72	52	43	31	24	67	45	41	27	23	39	23	21	11		
1.25	184	173	132	125	165	120	117	106	84	77	57	48	35	28	72	49	46	31	27	44	27	25	12		
1.50	192	183	130	125	174	120	128	117	87	80	60	52	38	31	76	53	50	34	30	47	31	28	13		
2.00	202	194	125	121	185	117	143	134	88	83	64	57	44	37	79	58	55	40	36	53	36	34	14		
2.50	208	201	121	117	192	114	154	146	88	84	67	61	48	42	80	61	58	44	41	56	41	38	15		
3.00	212	206	116	114	197	111	162	155	88	85	68	63	51	46	81	63	61	47	44	59	44	42	16		
4.00	217	212	110	108	203	106	174	167	87	85	71	67	56	51	81	66	64	52	50	62	50	47	17		
5.00	220	216	106	104	207	102	181	176	86	84	72	69	59	55	81	68	67	56	54	64	53	51	18		
10.00	225	223	95	94	214	92	199	196	83	82	75	73	67	65	80	72	71	64	63	69	62	60	19		
20.00	227	226	87	87	217	86	209	207	81	80	76	75	72	71	78	74	74	70	69	72	68	66	20		

Pared

K	8873	8773	8871	8771	7773	7771	7753	7553	7751	7551	7731	7331	7711	7111	5551	5531	5331	5511	5111	3331	3311	1111	0000
0.60	270	263	245	239	259	236	204	199	190	186	160	156	137	135	184	156	155	136	134	154	135	134	124
0.80	312	304	276	271	298	266	243	237	222	218	191	186	167	164	215	186	185	165	163	183	163	162	150
1.00	343	335	298	293	327	288	273	267	246	242	215	210	191	187	237	210	208	188	186	206	186	184	171
1.25	371	364	317	313	355	307	303	296	268	264	238	234	214	211	259	233	231	211	209	228	209	207	192
1.50	393	386	331	327	376	322	327	320	286	282	257	252	233	229	276	251	249	230	228	246	227	224	208
2.00	421	415	347	344	404	338	360	353	307	304	282	277	260	256	297	275	273	256	253	269	252	249	231
2.50	441	435	358	355	422	349	383	377	322	319	299	295	279	275	312	292	290	274	272	286	270	266	247
3.00	454	450	365	363	436	357	400	394	333	330	312	308	293	290	323	304	303	288	286	298	283	279	258
4.00	475	472	377	375	457	369	426	421	350	348	332	329	316	312	339	324	323	310	308	317	305	300	277
5.00	490	487	386	385	472	379	445	441	362	360	347	344	332	329	352	339	337	326	324	331	320	315	291
10.00	528	526	410	410	509	404	493	491	394	393	385	383	375	373	385	376	375	368	367	368	361	355	328
20.00	553	552	427	427	534	422	525	523	416	416	410	409	405	404	407	402	401	397	396	393	389	382	354

P.Trab.

K	8873	8773	8871	8771	7773	7771	7753	7553	7751	7551	7731	7331	7711	7111	5551	5531	5331	5511	5111	3331	3311	1111	0000
0.60	263	255	246	239	250	235	184	178	177	172	137	133	109	106	169	133	132	107	106	131	105	105	94
0.80	318	309	293	286	302	281	233	226	222	217	180	175	149	145	212	175	173	146	144	171	144	143	131
1.00	362	353	330	323	343	316	275	267	260	254	217	212	185	181	248	211	208	181	179	206	178	176	165
1.25	405	396	365	359	383	351	318	309	297	292	256	250	223	218	284	248	245	218	216	241	215	212	200
1.50	438	429	391	386	415	377	352	343	327	322	287	281	254	249	312	278	275	249	246	270	244	241	229
2.00	487	479	429	425	462	415	405	397	372	367	335	329	305	299	356	325	322	298	295	316	292	287	276
2.50	520	513	454	450	494	440	443	435	402	398	369	364	341	335	385	358	355	333	330	348	326	320	309
3.00	544	537	471	468	517	458	471	463	424	420	394	389	368	363	407	382	380	359	356	371	352	345	334
4.00	575	570	493	491	547	481	509	502	453	450	428	423	405	400	436	415	413	395	392	403	386	378	368
5.00	595	590	507	505	567	495	534	528	471	469	450	446	430	425	454	436	434	419	416	423	409	400	390
10.00	638	636	536	535	610	526	590	586	512	511	499	497	487	484	495	484	483	474	472	470	461	450	441
20.00	662	661	552	552	634	542	623	621	535	534	528	527	521	519	518	512	512	506	505	497	492	479	471

LM53 SHR C0-C180: 1.563 SHR C90-C270: 1.591 SHR Superficial: 1.824

Luminaria

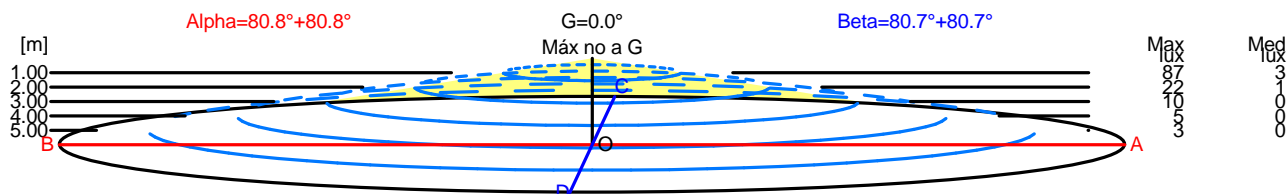
Código A654-003
Nombre SANTORINI 15W FBA E27
Ensayo
Código CL041A17F001G
Nombre SANTORINI 15W FBA E27

Flujo Luminaria	472.98 lm	Potencia luminaria	15.00 W	Eficacia	31.53 lm/W	Eficiencia	52.79%
Flujo de Lámpara	896.00 lm	Valor Máximo	103.83 cd/klm	Posición	C=90.00 G=55.00	CG	Bisimétrico

Apertura a 50.00 % de Max Intensidad

H[m]	1.00	2.00	3.00	4.00	5.00	H[m]	1.00	2.00	3.00	4.00	5.00
OA	6.17	12.35	18.52	24.69	30.86	OC	6.07	12.15	18.22	24.29	30.37
OB	6.17	12.35	18.52	24.69	30.86	OD	6.07	12.15	18.22	24.29	30.37

	0	5	15	25	35	45	55	65	75	85
OA	84.88	86.25	86.72	83.65	85.88	89.32	91.33	82.61	59.82	32.61
OB	84.88	86.25	86.72	83.65	85.88	89.32	91.33	82.61	59.82	32.61
OC	84.88	87.98	90.28	86.42	88.09	91.18	93.03	83.53	60.01	32.20
OD	84.88	87.98	90.28	86.42	88.09	91.18	93.03	83.53	60.01	32.20



H[m]	D[m]	Max lux	Med lux	Alpha=80.8°+80.8°	G=0.0 Máx no a G	
1.00	12.35	87	3			
2.00	24.69	22	1			
3.00	37.04	10	0			
4.00	49.38	5	0			
5.00	61.73	3	0			

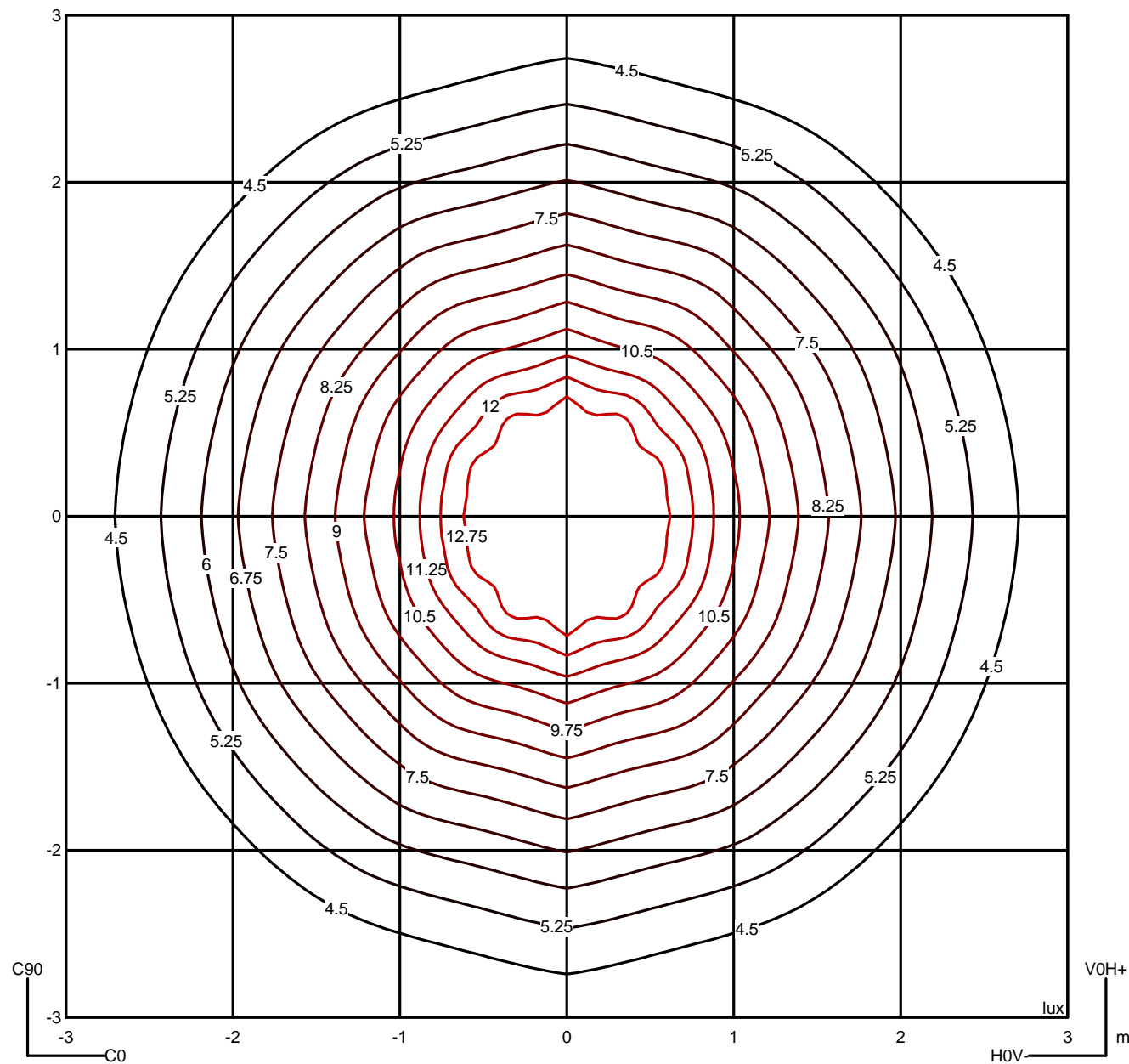
H[m]	D[m]	Max lux	Med lux	Beta=80.7°+80.7°	G=0.0 Máx no a G	
1.00	12.15	87	3			
2.00	24.29	22	1			
3.00	36.44	10	0			
4.00	48.59	5	0			
5.00	60.73	3	0			

Luminaria
Código A654-003
Nombre SANTORINI 15W FBA E27
Ensayo
Código CL041A17F001G
Nombre SANTORINI 15W FBA E27

Flujo Luminaria	472.98 lm	Potencia luminaria	15.00 W	Eficacia	31.53 lm/W	Eficiencia	52.79%
Flujo de Lámpara	896.00 lm	Valor Máximo	103.83 cd/klm	Posición	C=90.00 G=55.00	CG	Bisimétrico

Isolux (Suelo)

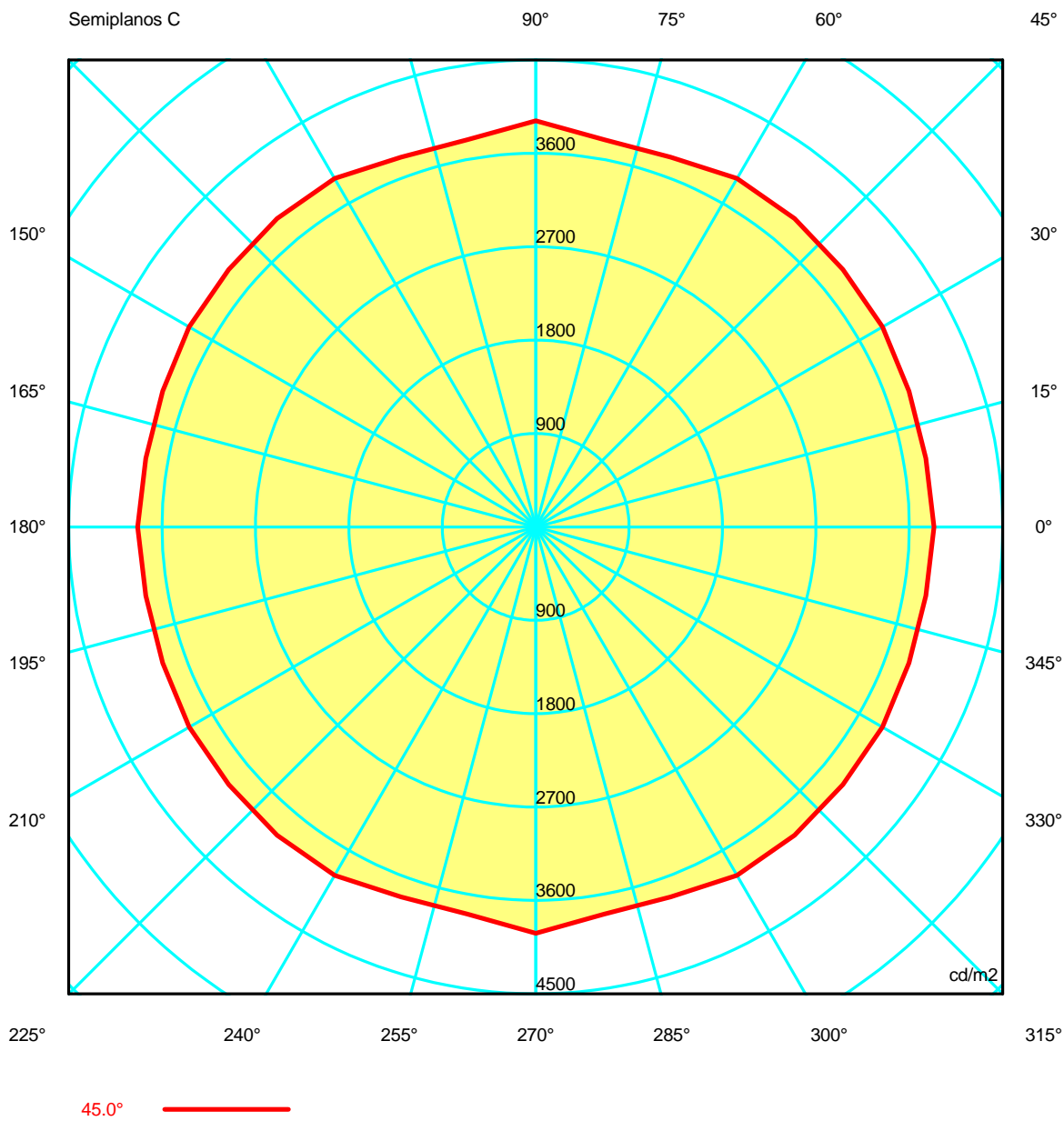
Posición Luminaria X=0.00m Y=0.00m Z=2.50m



Luminaria
Código A654-003
Nombre SANTORINI 15W FBA E27
Ensayo
Código CL041A17F001G
Nombre SANTORINI 15W FBA E27

Flujo Luminaria	472.98 lm	Potencia luminaria	15.00 W	Eficacia	31.53 lm/W	Eficiencia	52.79%
Flujo de Lámpara	896.00 lm	Valor Máximo	103.83 cd/klm	Posición	C=90.00 G=55.00	CG	Bisimétrico

Luminancia



Luminaria

Código A654-003
Nombre SANTORINI 15W FBA E27
Ensayo
Código CL041A17F001G
Nombre SANTORINI 15W FBA E27

Flujo Luminaria	472.98 lm	Potencia luminaria	15.00 W	Eficacia	31.53 lm/W	Eficiencia	52.79%
Flujo de Lámpara	896.00 lm	Valor Máximo	103.83 cd/klm	Posición	C=90.00 G=55.00	CG Bisimétrico	

Luminance cd/m2 Tabla 1/3

	C 0.00	C 10.00	C 20.00	C 30.00	C 40.00	C 50.00	C 60.00	C 70.00	C 80.00	C 90.00	C 100.00	C 110.00	C 120.00
G 0.0	3969.72	3969.72	3969.72	3969.72	3969.72	3969.72	3969.72	3969.72	3969.72	3969.72	3969.72	3969.72	3969.72
G 5.0	3866.58	3841.12	3857.35	3878.59	3836.88	3841.80	3884.15	3849.67	3854.33	3944.01	3854.33	3849.67	3884.15
G 10.0	3784.92	3773.33	3795.89	3825.17	3771.61	3793.06	3860.30	3798.10	3789.77	3909.94	3789.77	3798.10	3860.30
G 15.0	3667.79	3658.25	3683.00	3714.62	3665.24	3694.65	3770.39	3710.66	3700.83	3818.30	3700.83	3710.66	3770.39
G 20.0	3472.16	3479.02	3501.81	3526.59	3527.77	3547.97	3570.37	3538.69	3542.28	3611.91	3542.28	3538.69	3570.37
G 25.0	3448.06	3431.90	3445.68	3474.20	3478.08	3496.60	3513.35	3475.23	3480.94	3562.09	3480.94	3475.23	3513.35
G 30.0	3472.63	3456.02	3470.21	3496.08	3496.17	3515.60	3542.19	3489.22	3484.72	3573.61	3484.72	3489.22	3542.19
G 35.0	3557.71	3534.25	3547.83	3576.87	3571.70	3591.02	3620.63	3551.02	3542.95	3649.30	3542.95	3551.02	3620.63
G 40.0	3681.88	3659.00	3677.46	3712.24	3705.32	3716.99	3737.54	3657.57	3648.37	3763.74	3648.37	3657.57	3737.54
G 45.0	3835.77	3814.90	3827.07	3856.67	3861.23	3879.32	3878.26	3793.02	3789.43	3915.77	3789.43	3793.02	3878.26
G 50.0	4019.16	3990.04	3996.46	4027.60	4042.61	4060.87	4046.73	3952.09	3952.83	4095.39	3952.83	3952.09	4046.73
G 55.0	4203.84	4173.10	4174.96	4203.76	4225.34	4240.88	4213.27	4112.83	4121.57	4282.28	4121.57	4112.83	4213.27
G 60.0	4321.88	4275.82	4257.74	4275.16	4310.84	4329.16	4285.43	4180.08	4203.74	4393.56	4203.74	4180.08	4285.43
G 65.0	4235.47	4167.30	4159.05	4202.41	4233.57	4235.33	4178.61	4062.24	4084.53	4282.85	4084.53	4062.24	4178.61
G 70.0	4022.65	3920.36	3871.53	3894.11	3956.43	3971.15	3899.04	3796.27	3845.60	4068.27	3845.60	3796.27	3899.04
G 75.0	3584.07	3501.47	3484.55	3528.34	3566.61	3567.17	3504.12	3392.16	3412.36	3595.59	3412.36	3392.16	3504.12
G 80.0	3180.04	3074.67	3017.44	3022.79	3059.28	3049.19	2988.75	2956.25	3014.71	3153.46	3014.71	2956.25	2988.75
G 85.0	2439.25	2384.28	2401.00	2462.00	2470.07	2439.39	2382.74	2306.79	2310.57	2408.71	2310.57	2306.79	2382.74
G 90.0	1777.89	1746.90	1712.84	1690.82	1698.61	1694.87	1674.60	1675.80	1702.88	1745.71	1702.88	1675.80	1674.60

Luminaria

Código A654-003
Nombre SANTORINI 15W FBA E27

Ensayo

Código CL041A17F001G
Nombre SANTORINI 15W FBA E27

Flujo Luminaria	472.98 lm	Potencia luminaria	15.00 W	Eficacia	31.53 lm/W	Eficiencia	52.79%
Flujo de Lámpara	896.00 lm	Valor Máximo	103.83 cd/klm	Posición	C=90.00 G=55.00	CG Bisimétrico	

Luminance cd/m2 Tabla 2/3

	C 130.00	C 140.00	C 150.00	C 160.00	C 170.00	C 180.00	C 190.00	C 200.00	C 210.00	C 220.00	C 230.00	C 240.00	C 250.00
G 0.0	3969.72	3969.72	3969.72	3969.72	3969.72	3969.72	3969.72	3969.72	3969.72	3969.72	3969.72	3969.72	3969.72
G 5.0	3841.80	3836.88	3878.59	3857.35	3841.12	3866.58	3841.12	3857.35	3878.59	3836.88	3841.80	3884.15	3849.67
G 10.0	3793.06	3771.61	3825.17	3795.89	3773.33	3784.92	3773.33	3795.89	3825.17	3771.61	3793.06	3860.30	3798.10
G 15.0	3694.65	3665.24	3714.62	3683.00	3658.25	3667.79	3658.25	3683.00	3714.62	3665.24	3694.65	3770.39	3710.66
G 20.0	3547.97	3527.77	3526.59	3501.81	3479.02	3472.16	3479.02	3501.81	3526.59	3527.77	3547.97	3570.37	3538.69
G 25.0	3496.60	3478.08	3474.20	3445.68	3431.90	3448.06	3431.90	3445.68	3474.20	3478.08	3496.60	3513.35	3475.23
G 30.0	3515.60	3496.17	3496.08	3470.21	3456.02	3472.63	3456.02	3470.21	3496.08	3496.17	3515.60	3542.19	3489.22
G 35.0	3591.02	3571.70	3576.87	3547.83	3534.25	3557.71	3534.25	3547.83	3576.87	3571.70	3591.02	3620.63	3551.02
G 40.0	3716.99	3705.32	3712.24	3677.46	3659.00	3681.88	3659.00	3677.46	3712.24	3705.32	3716.99	3737.54	3657.57
G 45.0	3879.32	3861.23	3856.67	3827.07	3814.90	3835.77	3814.90	3827.07	3856.67	3861.23	3879.32	3878.26	3793.02
G 50.0	4060.87	4042.61	4027.60	3996.46	3990.04	4019.16	3990.04	3996.46	4027.60	4042.61	4060.87	4046.73	3952.09
G 55.0	4240.88	4225.34	4203.76	4174.96	4173.10	4203.84	4173.10	4174.96	4203.76	4225.34	4240.88	4213.27	4112.83
G 60.0	4329.16	4310.84	4275.16	4257.74	4275.82	4321.88	4275.82	4257.74	4275.16	4310.84	4329.16	4285.43	4180.08
G 65.0	4235.33	4233.57	4202.41	4159.05	4167.30	4235.47	4167.30	4159.05	4202.41	4233.57	4235.33	4178.61	4062.24
G 70.0	3971.15	3956.43	3894.11	3871.53	3920.36	4022.65	3920.36	3871.53	3894.11	3956.43	3971.15	3899.04	3796.27
G 75.0	3567.17	3566.61	3528.34	3484.55	3501.47	3584.07	3501.47	3484.55	3528.34	3566.61	3567.17	3504.12	3392.16
G 80.0	3049.19	3059.28	3022.79	3017.44	3074.67	3180.04	3074.67	3017.44	3022.79	3059.28	3049.19	2988.75	2956.25
G 85.0	2439.39	2470.07	2462.00	2401.00	2384.28	2439.25	2384.28	2401.00	2462.00	2470.07	2439.39	2382.74	2306.79
G 90.0	1694.87	1698.61	1690.82	1712.84	1746.90	1777.89	1746.90	1712.84	1690.82	1698.61	1694.87	1674.60	1675.80

Luminaria

Código A654-003
Nombre SANTORINI 15W FBA E27

Ensayo

Código CL041A17F001G
Nombre SANTORINI 15W FBA E27

Flujo Luminaria	472.98 lm	Potencia luminaria	15.00 W	Eficacia	31.53 lm/W	Eficiencia	52.79%
Flujo de Lámpara	896.00 lm	Valor Máximo	103.83 cd/klm	Posición	C=90.00 G=55.00	CG Bisimétrico	

Luminance cd/m2 Tabla 3/3

	C 260.00	C 270.00	C 280.00	C 290.00	C 300.00	C 310.00	C 320.00	C 330.00	C 340.00	C 350.00
G 0.0	3969.72	3969.72	3969.72	3969.72	3969.72	3969.72	3969.72	3969.72	3969.72	3969.72
G 5.0	3854.33	3944.01	3854.33	3849.67	3884.15	3841.80	3836.88	3878.59	3857.35	3841.12
G 10.0	3789.77	3909.94	3789.77	3798.10	3860.30	3793.06	3771.61	3825.17	3795.89	3773.33
G 15.0	3700.83	3818.30	3700.83	3710.66	3770.39	3694.65	3665.24	3714.62	3683.00	3658.25
G 20.0	3542.28	3611.91	3542.28	3538.69	3570.37	3547.97	3527.77	3526.59	3501.81	3479.02
G 25.0	3480.94	3562.09	3480.94	3475.23	3513.35	3496.60	3478.08	3474.20	3445.68	3431.90
G 30.0	3484.72	3573.61	3484.72	3489.22	3542.19	3515.60	3496.17	3496.08	3470.21	3456.02
G 35.0	3542.95	3649.30	3542.95	3551.02	3620.63	3591.02	3571.70	3576.87	3547.83	3534.25
G 40.0	3648.37	3763.74	3648.37	3657.57	3737.54	3716.99	3705.32	3712.24	3677.46	3659.00
G 45.0	3789.43	3915.77	3789.43	3793.02	3878.26	3879.32	3861.23	3856.67	3827.07	3814.90
G 50.0	3952.83	4095.39	3952.83	3952.09	4046.73	4060.87	4042.61	4027.60	3996.46	3990.04
G 55.0	4121.57	4282.28	4121.57	4112.83	4213.27	4240.88	4225.34	4203.76	4174.96	4173.10
G 60.0	4203.74	4393.56	4203.74	4180.08	4285.43	4329.16	4310.84	4275.16	4257.74	4275.82
G 65.0	4084.53	4282.85	4084.53	4062.24	4178.61	4235.33	4233.57	4202.41	4159.05	4167.30
G 70.0	3845.60	4068.27	3845.60	3796.27	3899.04	3971.15	3956.43	3894.11	3871.53	3920.36
G 75.0	3412.36	3595.59	3412.36	3392.16	3504.12	3567.17	3566.61	3528.34	3484.55	3501.47
G 80.0	3014.71	3153.46	3014.71	2956.25	2988.75	3049.19	3059.28	3022.79	3017.44	3074.67
G 85.0	2310.57	2408.71	2310.57	2306.79	2382.74	2439.39	2470.07	2462.00	2401.00	2384.28
G 90.0	1702.88	1745.71	1702.88	1675.80	1674.60	1694.87	1698.61	1690.82	1712.84	1746.90