

Luminaria

Código A704-001-16-22K
Nombre AMBROSIA 120 BLACK 22K

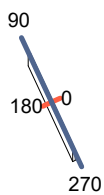
Ensayo

Código CL041A21F029GE1
Nombre AMBROSIA 120 BLACK 22K

Flujo Luminaria	1885.07 lm	Potencia Luminaria	21.47 W	Eficacia	87.81 lm/W	Eficiencia	100.00%
Flujo Fuentes de luz	1885.07 lm	Valor Máximo	408.42 cd	Posición	C=0.00 G=2.50	CG Bisimétrico	
Luminaria Rectangular		Longit.	1200 mm	Anchura	32 mm	Altura	32 mm
Área Luminosa Rectangular		Longit.	1200 mm	Anchura	30 mm	Altura	30 mm
Área Luminosa Horizontal		0.036000 m2		Área Emisión sobre Pl. 180°		0.036000 m2	
Área Emisión sobre Pl. 0°		0.036000 m2		Área Emisión sobre Pl. 270°		0.000900 m2	
Área Emisión sobre Pl. 90°		0.000900 m2		Área de deslumbramiento a 76°		0.043640 m2	
Sist. de Coorden.		CG		Tipo de Simetría		Bisimétrico	
Fecha		09-09-2021		Máximo Ángulo Gamma		180	
Distancia de Ensayo		6.44		Flujo de Ensayo		1885.07 lm	
Operador		Asselum T2		Tensión Nominal		230.14 V	
Temperatura		25.10 °C		Corriente Nominal		0.10 A	
Humedad		64.50 %		Fotocélula		Prc	
Notas		RM21070714					

Fuentes de luz de la Luminaria						
Familia	Código LED	Nombre LED 24V	Flujo [lm]	Pot. [W]	Cant.	
C.I.E.	38 66 86 79 100		1885.07	21.47	1	
F UTE	0.79 H + 0.21 T					
		D DIN 5040 B NBN	B21 BZ 6			

1200mm x 32mm



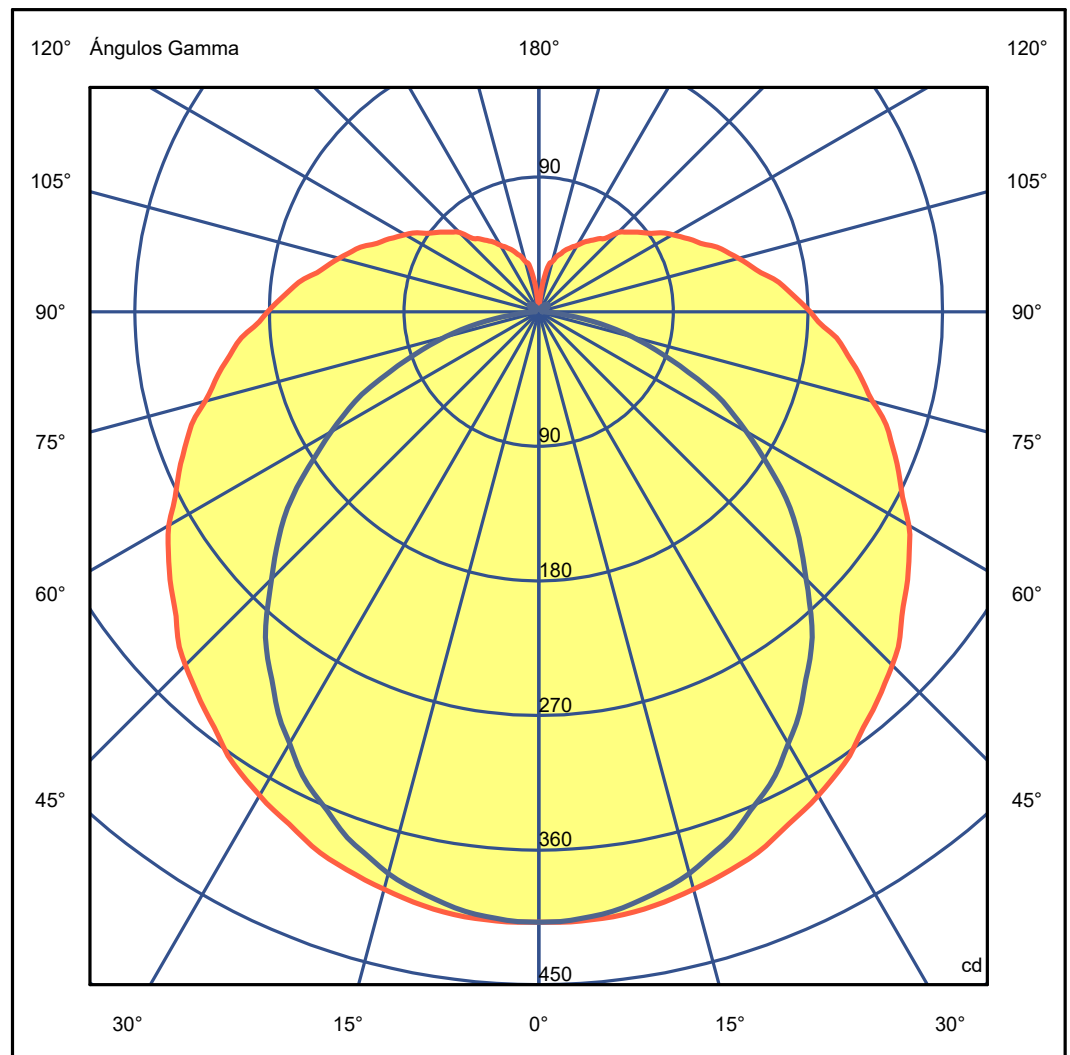
Semiplanos C

180.0 — 0.0
270.0 — 90.0

ULOR 20.68 %

DLOR 79.32 %

RN 20.68 %



Luminaria

Código A704-001-16-22K
Nombre AMBROSIA 120 BLACK 22K

Ensayo

Código CL041A21F029GE1
Nombre AMBROSIA 120 BLACK 22K

Flujo Luminaria	1885.07 lm	Potencia Luminaria	21.47 W	Eficacia	87.81 lm/W	Eficiencia	100.00%
Flujo Fuentes de luz	1885.07 lm	Valor Máximo	408.42 cd	Posición	C=0.00 G=2.50	CG Bisimétrico	

Tabla de Intensidad Luminosa cd

Tabla 1/1

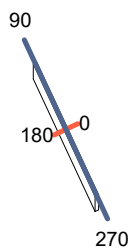
	C 0.00	C 15.00	C 30.00	C 45.00	C 60.00	C 75.00	C 90.00
G 0.0	408.16	408.16	408.16	408.16	408.16	408.16	408.16
G 2.5	408.42	407.80	408.40	407.70	408.03	407.60	407.68
G 5.0	408.07	407.66	407.84	407.02	406.88	406.23	405.77
G 7.5	407.22	406.20	406.63	405.22	404.84	403.84	403.28
G 10.0	405.47	404.31	404.31	402.38	401.74	400.51	398.89
G 12.5	402.82	401.93	401.19	398.92	397.65	395.51	394.36
G 15.0	399.73	399.18	397.47	394.95	392.39	389.37	388.88
G 17.5	396.58	395.59	393.10	389.50	386.15	383.04	381.12
G 20.0	393.10	390.75	388.57	383.58	379.47	376.30	374.22
G 22.5	389.28	386.50	383.39	376.79	372.15	368.35	364.21
G 25.0	383.20	381.89	377.52	370.22	363.24	357.64	355.46
G 27.5	378.33	376.98	370.92	363.29	354.55	347.52	345.91
G 30.0	373.52	370.56	364.08	354.57	344.56	337.14	333.28
G 32.5	368.02	363.84	357.05	345.80	334.40	326.52	322.51
G 35.0	362.33	357.65	349.82	336.20	324.39	315.61	308.91
G 37.5	354.05	351.11	341.54	327.38	312.49	301.07	296.73
G 40.0	347.50	344.55	333.17	318.59	301.46	287.17	284.25
G 42.5	340.71	336.31	324.28	306.97	288.88	274.79	268.56
G 45.0	334.09	327.72	315.80	297.05	277.19	262.17	252.88
G 47.5	326.90	320.07	306.89	285.87	265.19	248.69	238.61
G 50.0	316.71	312.65	298.07	275.93	251.91	232.40	224.94
G 52.5	309.11	304.87	288.27	266.38	239.75	216.84	210.07
G 55.0	301.58	295.49	278.69	253.96	226.48	203.15	192.94
G 57.5	293.75	285.90	269.28	243.05	213.93	189.70	175.74
G 60.0	285.79	277.58	260.27	232.06	202.11	174.35	160.25
G 62.5	274.83	269.41	250.90	222.45	188.52	158.40	145.21
G 65.0	266.46	261.27	240.84	212.88	176.77	142.78	130.52
G 67.5	258.51	251.51	231.37	201.00	165.89	129.37	111.42
G 70.0	250.29	241.36	222.55	190.88	152.68	116.27	94.77
G 72.5	242.25	233.31	213.17	180.73	141.90	102.10	79.03
G 75.0	230.98	225.26	204.23	172.19	131.18	88.29	64.72
G 77.5	222.71	217.29	195.41	163.71	121.00	75.57	50.44
G 80.0	215.08	207.88	186.46	153.49	111.22	65.18	35.94
G 82.5	207.07	198.27	177.87	145.02	102.40	56.10	22.30
G 85.0	199.70	190.70	170.25	136.83	94.56	46.63	12.44
G 87.5	188.74	183.20	162.04	129.83	86.73	39.45	5.83
G 90.0	181.41	175.88	154.72	123.16	80.29	33.31	2.69
G 92.5	174.03	167.41	147.06	115.22	74.39	29.40	2.23
G 95.0	167.01	158.99	139.81	108.21	68.66	26.35	2.40
G 97.5	160.20	152.25	133.39	102.76	64.11	23.85	2.73
G100.0	150.73	145.92	126.83	97.66	60.04	22.31	3.11
G102.5	144.33	139.42	120.80	92.91	56.47	21.24	3.53
G105.0	138.35	132.70	114.76	87.41	53.29	20.68	4.05
G107.5	132.34	125.42	109.01	82.63	50.55	20.40	4.65
G110.0	126.79	119.95	104.07	78.71	48.24	20.26	5.03
G112.5	118.80	114.64	98.83	75.16	45.98	20.48	5.46
G115.0	113.49	109.44	93.94	71.36	44.33	20.79	5.94
G117.5	108.09	103.59	89.20	67.89	42.61	21.02	6.54
G120.0	103.08	97.67	84.71	64.51	39.61	21.16	7.08
G122.5	98.30	93.02	80.76	61.69	37.71	21.25	7.34
G125.0	91.58	88.69	76.64	58.31	36.82	21.49	7.57
G127.5	87.21	84.37	73.01	55.06	36.20	21.76	7.72
G130.0	82.98	79.64	69.31	51.74	35.64	22.08	7.70
G132.5	78.85	74.14	63.99	49.30	34.79	22.27	7.57
G135.0	75.10	70.05	60.06	47.40	33.74	22.18	7.25
G137.5	67.07	65.96	57.18	45.73	32.79	21.89	6.82
G140.0	63.92	62.14	54.58	43.47	31.94	21.52	6.35
G142.5	60.80	58.44	52.16	40.86	31.01	21.20	5.70
G145.0	57.87	55.29	49.57	38.63	29.79	20.97	5.02
G147.5	55.08	52.22	46.49	36.95	28.36	20.72	4.48
G150.0	51.36	49.92	43.68	35.25	27.34	20.36	3.93
G152.5	48.94	47.60	40.05	33.37	26.59	19.75	3.33
G155.0	46.58	44.50	36.98	31.78	25.53	19.10	2.78
G157.5	44.13	40.24	34.76	30.41	24.72	18.34	2.34
G160.0	40.84	36.88	32.72	29.37	24.25	16.95	1.98
G162.5	38.61	34.45	30.66	28.43	24.56	15.74	1.91
G165.0	34.71	31.56	28.33	27.57	24.91	14.76	1.88
G167.5	33.16	26.92	25.82	26.15	23.76	14.56	1.85
G170.0	26.90	23.83	24.06	21.10	17.68	13.89	1.81
G172.5	16.73	18.38	21.07	19.53	15.79	11.05	1.77
G175.0	6.94	15.22	13.20	14.16	14.67	6.84	1.74
G177.5	5.09	6.74	8.73	7.80	5.55	2.90	1.73
G180.0	2.21	2.21	2.21	2.21	2.21	2.21	2.21

Luminaria

Código A704-001-16-22K
Nombre AMBROSIA 120 BLACK 22K
Ensayo
Código CL041A21F029GE1
Nombre AMBROSIA 120 BLACK 22K

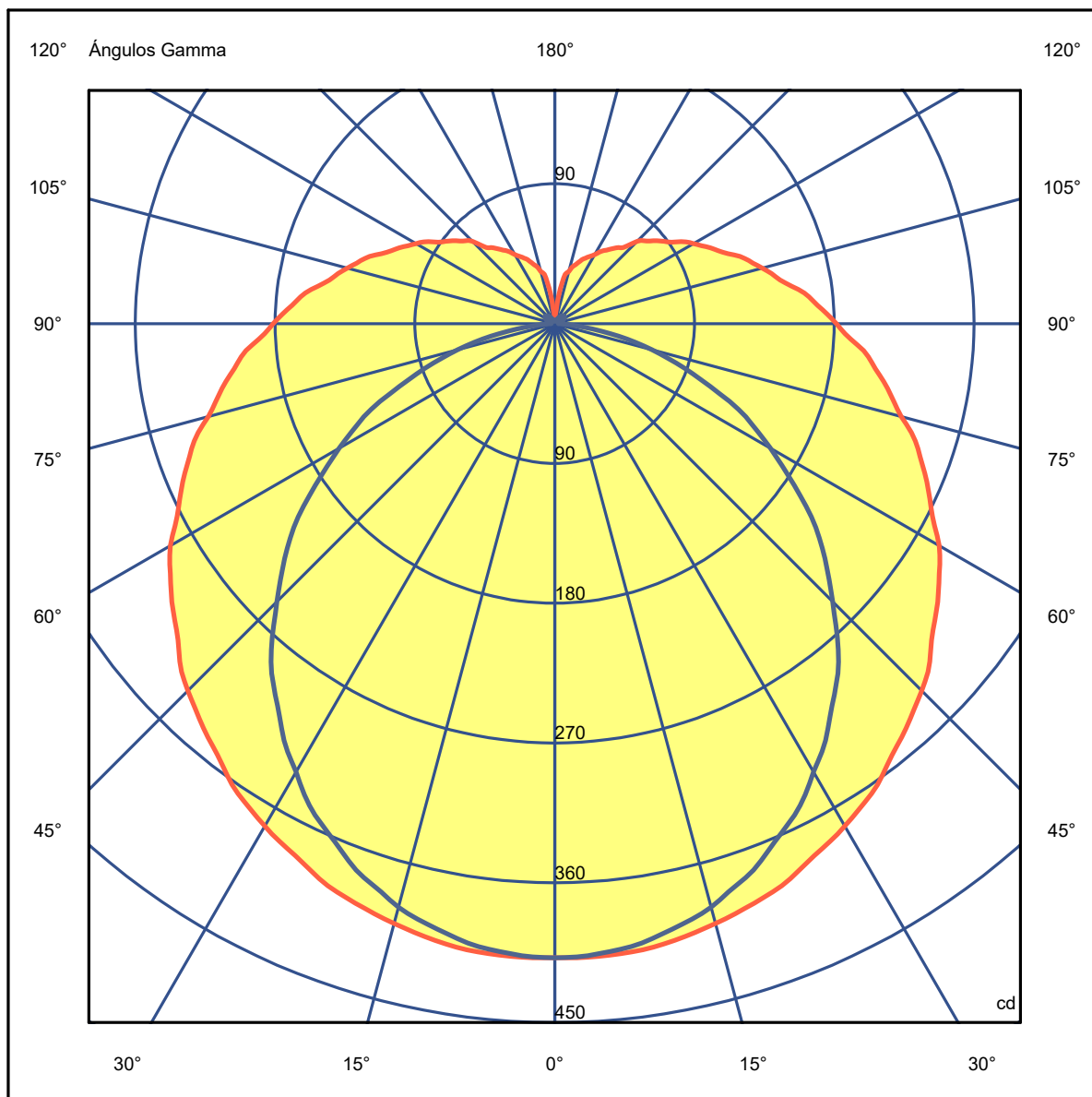
Flujo Luminaria	1885.07 lm	Potencia Luminaria	21.47 W	Eficacia	87.81 lm/W	Eficiencia	100.00%
Flujo Fuentes de luz	1885.07 lm	Valor Máximo	408.42 cd	Posición	C=0.00 G=2.50	CG Bisimétrico	

1200mm x 32mm



Semiplanos C

180.0 — 0.0
270.0 — 90.0



Luminaria

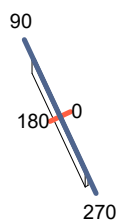
Código A704-001-16-22K
Nombre AMBROSIA 120 BLACK 22K

Ensayo

Código CL041A21F029GE1
Nombre AMBROSIA 120 BLACK 22K

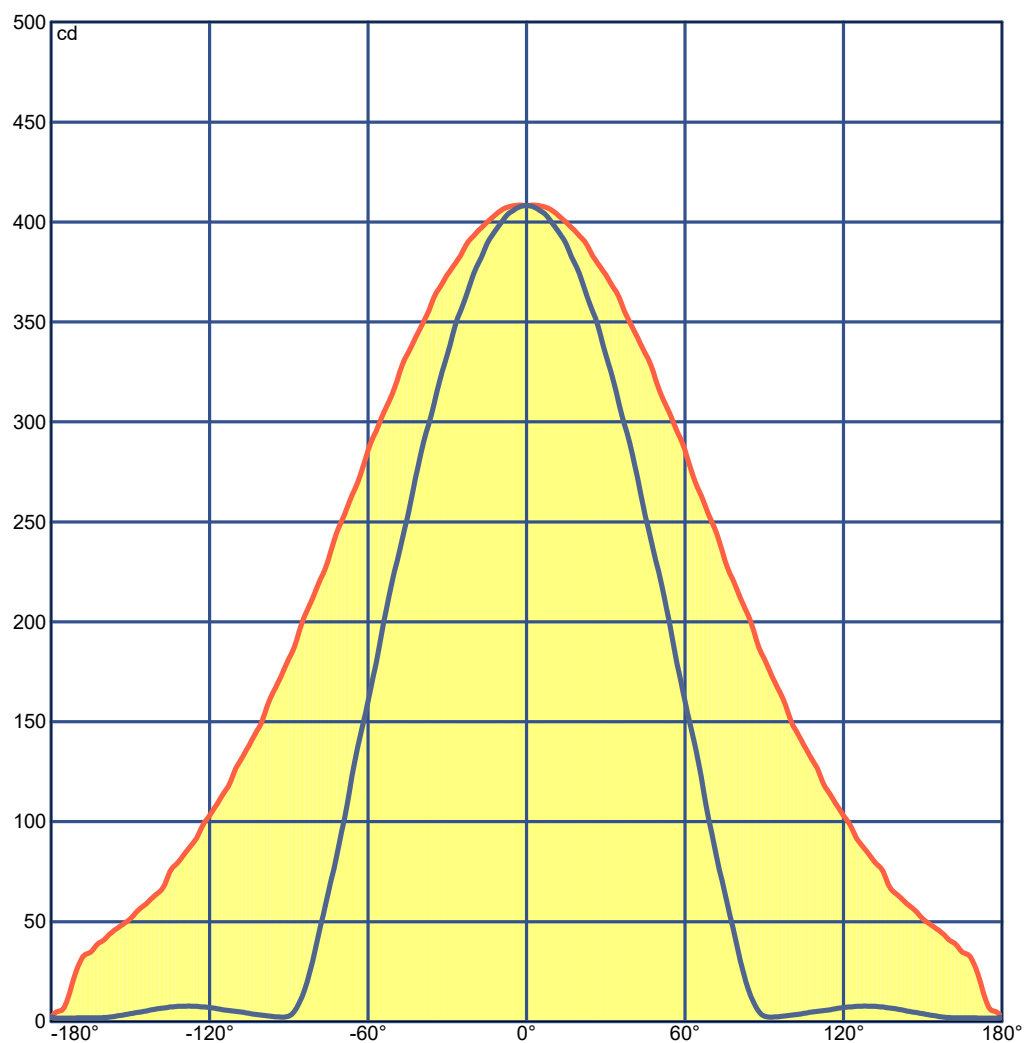
Flujo Luminaria	1885.07 lm	Potencia Luminaria	21.47 W	Eficacia	87.81 lm/W	Eficiencia	100.00%
Flujo Fuentes de luz	1885.07 lm	Valor Máximo	408.42 cd	Posición	C=0.00 G=2.50	CG	Bisimétrico

1200mm x 32mm



Semiplanos C

180.0 — 0.0
270.0 — 90.0



Luminaria

Código A704-001-16-22K
 Nombre AMBROSIA 120 BLACK 22K

Ensayo

Código CL041A21F029GE1
 Nombre AMBROSIA 120 BLACK 22K

Flujo Luminaria	1885.07 lm	Potencia Luminaria	21.47 W	Eficacia	87.81 lm/W	Eficiencia	100.00%
Flujo Fuentes de luz	1885.07 lm	Valor Máximo	408.42 cd	Posición	C=0.00 G=2.50	CG Bisimétrico	

UGR
 S = 0.250

Reflectancias										
Techo/Cavidad	0.7	0.7	0.5	0.5	0.3	0.7	0.7	0.5	0.5	0.3
Paredes	0.5	0.3	0.5	0.3	0.3	0.5	0.3	0.5	0.3	0.3
PDT	0.2	0.2	0.2	0.2	0.2	0.2	0.2	0.2	0.2	0.2
Dimensiones del Local						Vista Longitudinal				
x=2H y=2H	18.0	19.1	18.5	19.7	20.4	17.3	18.4	17.8	19.0	19.7
x=2H y=3H	20.0	21.1	20.6	21.7	22.4	18.7	19.7	19.3	20.3	21.0
x=2H y=4H	21.1	22.1	21.7	22.7	23.4	19.2	20.2	19.8	20.8	21.5
x=2H y=6H	22.1	23.0	22.7	23.7	24.4	19.6	20.5	20.2	21.1	21.9
x=2H y=8H	22.6	23.5	23.2	24.1	24.9	19.6	20.5	20.3	21.2	22.0
x=2H y=12H	23.0	23.9	23.7	24.6	25.3	19.7	20.5	20.3	21.2	22.0
x=4H y=2H	18.5	19.5	19.1	20.2	20.9	18.0	19.0	18.6	19.6	20.3
x=4H y=3H	20.8	21.7	21.5	22.4	23.1	19.6	20.5	20.3	21.1	21.9
x=4H y=4H	22.0	22.8	22.7	23.5	24.3	20.3	21.1	21.0	21.8	22.5
x=4H y=6H	23.2	23.9	24.0	24.6	25.5	20.8	21.5	21.5	22.2	23.0
x=4H y=8H	23.8	24.5	24.5	25.2	26.0	21.0	21.6	21.7	22.3	23.1
x=4H y=12H	24.4	25.0	25.1	25.7	26.6	21.0	21.6	21.8	22.4	23.2
x=8H y=4H	22.4	23.0	23.1	23.7	24.5	20.9	21.5	21.6	22.2	23.1
x=8H y=6H	23.8	24.3	24.5	25.1	25.9	21.6	22.2	22.4	22.9	23.8
x=8H y=8H	24.5	25.0	25.3	25.8	26.7	21.9	22.4	22.7	23.2	24.1
x=8H y=12H	25.3	25.7	26.1	26.5	27.4	22.1	22.6	22.9	23.3	24.3
x=12H y=4H	22.6	23.2	23.3	23.9	24.8	22.1	22.7	22.8	23.4	24.3
x=12H y=6H	24.0	24.5	24.8	25.3	26.2	22.8	23.2	23.5	24.0	24.9
x=12H y=8H	24.8	25.2	25.6	26.0	26.9	23.1	23.5	23.8	24.3	25.2

Luminaria

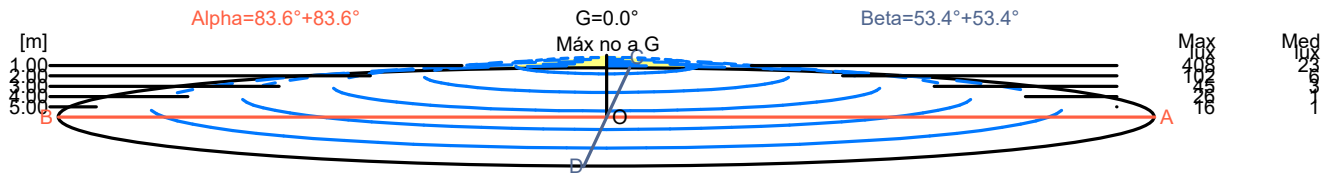
Código A704-001-16-22K
Nombre AMBROSIA 120 BLACK 22K
Ensayo
Código CL041A21F029GE1
Nombre AMBROSIA 120 BLACK 22K

Flujo Luminaria	1885.07 lm	Potencia Luminaria	21.47 W	Eficacia	87.81 lm/W	Eficiencia	100.00%
Flujo Fuentes de luz	1885.07 lm	Valor Máximo	408.42 cd	Posición	C=0.00 G=2.50	CG Bisimétrico	

Apertura a 50.00 % de Max Intensidad

H[m]	1.00	2.00	3.00	4.00	5.00	H[m]	1.00	2.00	3.00	4.00	5.00
OA	8.85	17.70	26.54	35.39	44.24	OC	1.35	2.69	4.04	5.38	6.73
OB	8.85	17.70	26.54	35.39	44.24	OD	1.35	2.69	4.04	5.38	6.73

	Intensidades Luminosas [cd]									
	0	5	15	25	35	45	55	65	75	85
OA	408.16	408.07	399.73	383.20	362.33	334.09	301.58	266.46	230.98	199.70
OB	408.16	408.07	399.73	383.20	362.33	334.09	301.58	266.46	230.98	199.70
OC	408.16	405.77	388.88	355.46	308.91	252.88	192.94	130.52	64.72	12.44
OD	408.16	405.77	388.88	355.46	308.91	252.88	192.94	130.52	64.72	12.44



H[m]	D[m]	Max lux	Med lux	Alpha=83.6°+83.6°	G=0.0 Máx no a G	
1.00	17.70	408	23			
2.00	35.39	102	6			
3.00	53.09	45	3			
4.00	70.78	26	1			
5.00	88.48	16	1			

H[m]	D[m]	Max lux	Med lux	Beta=53.4°+53.4°	G=0.0 Máx no a G	
1.00	2.69	408	23			
2.00	5.38	102	6			
3.00	8.07	45	3			
4.00	10.76	26	1			
5.00	13.45	16	1			

Luminaria

Código A704-001-16-22K
Nombre AMBROSIA 120 BLACK 22K

Ensayo

Código CL041A21F029GE1
Nombre AMBROSIA 120 BLACK 22K

Flujo Luminaria	1885.07 lm	Potencia Luminaria	21.47 W	Eficacia	87.81 lm/W	Eficiencia	100.00%
Flujo Fuentes de luz	1885.07 lm	Valor Máximo	408.42 cd	Posición	C=0.00 G=2.50	CG Bisimétrico	

Flujo Total=1885.07 Flujo Luminaria=1885.07

RI	0.60	0.80	1.00	1.25	1.50	2.00	2.50	3.00	4.00	5.00	10.00	20.00
DRR	0.24	0.32	0.38	0.45	0.50	0.58	0.64	0.68	0.74	0.78	0.87	0.92
RC	7	7	7	7	7	7	7	7	7	7	7	7

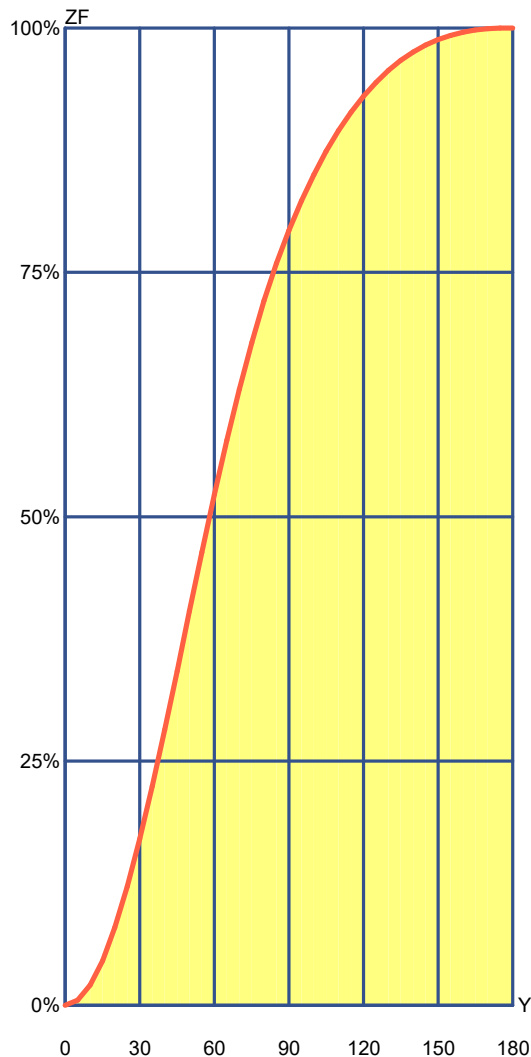
Flujo Zonal por 1000 Lúmenes

Y°	10	20	30	40	50	60	70	80	90	100	110	120	130	140	150	160	170	180
ZF(Y)	21	80	170	282	403	522	630	721	793	850	895	930	957	976	988	996	999	1000

Códigos de Flujo C.I.E.
38 66 86 79 100

C.I.E. 7
D DIN 5040 B21
F UTE 0.79 H + 0.21 T
B NBN BZ 6
RN 20.68388 %
BLF 1.0

LOR 100.00000 %
ULOR 20.68388 %
DLOR 79.31612 %
UFF 20.68388 %
DFF 79.31612 %
FFR 26.07777 %



Flujo Zonal				
Gamma °	Flujo	Suma lm	Flujo [%]	Suma [%]
0°	0.00	0.00	0.00%	0.00 %
5°	5.17	5.17	0.52 %	0.52 %
10°	15.37	20.54	1.54 %	2.05 %
15°	25.09	45.62	2.51 %	4.56 %
20°	34.02	79.64	3.40 %	7.96 %
25°	41.94	121.58	4.19 %	12.16 %
30°	48.62	170.20	4.86 %	17.02 %
35°	53.94	224.14	5.39 %	22.41 %
40°	57.79	281.93	5.78 %	28.19 %
45°	60.10	342.03	6.01 %	34.20 %
50°	61.02	403.06	6.10 %	40.31 %
55°	60.52	463.57	6.05 %	46.36 %
60°	58.71	522.28	5.87 %	52.23 %
65°	55.89	578.17	5.59 %	57.82 %
70°	52.12	630.29	5.21 %	63.03 %
75°	47.70	677.99	4.77 %	67.80 %
80°	43.02	721.02	4.30 %	72.10 %
85°	38.24	759.25	3.82 %	75.93 %
90°	33.91	793.16	3.39 %	79.32 %
95°	30.13	823.29	3.01 %	82.33 %
100°	26.81	850.11	2.68 %	85.01 %
105°	23.89	874.00	2.39 %	87.40 %
110°	21.15	895.15	2.12 %	89.51 %
115°	18.71	913.86	1.87 %	91.39 %
120°	16.40	930.26	1.64 %	93.03 %
125°	14.20	944.45	1.42 %	94.45 %
130°	12.22	956.67	1.22 %	95.67 %
135°	10.31	966.98	1.03 %	96.70 %
140°	8.55	975.54	0.86 %	97.55 %
145°	7.00	982.54	0.70 %	98.25 %
150°	5.60	988.13	0.56 %	98.81 %
155°	4.33	992.47	0.43 %	99.25 %
160°	3.19	995.66	0.32 %	99.57 %
165°	2.25	997.91	0.22 %	99.79 %
170°	1.40	999.30	0.14 %	99.93 %
175°	0.60	999.91	0.06 %	99.99 %
180°	0.09	1000.00	0.01 %	100.00 %

Luminaria
Código A704-001-16-22K
Nombre AMBROSIA 120 BLACK 22K
Ensayo
Código CL041A21F029GE1
Nombre AMBROSIA 120 BLACK 22K

Flujo Luminaria	1885.07 lm	Potencia Luminaria	21.47 W	Eficacia	87.81 lm/W	Eficiencia	100.00%
Flujo Fuentes de luz	1885.07 lm	Valor Máximo	408.42 cd	Posición	C=0.00 G=2.50	CG	Bisimétrico

Isolux (Suelo)

Posición Luminaria X=0.00m Y=0.00m Z=2.50m

