


# AJ Table

AJ Table - 5744169422

The fixture emits downward directed light. The angle of the shade can be adjusted to optimize light distribution. The shade is painted white on the inside to ensure a soft comfortable light.



## Arne Jacobsen

Arne Jacobsen was born and raised in Copenhagen. In 1927, he graduated as an architect from the Royal Danish Academy of Fine Arts in Copenhagen. After graduating, he obtained his first job at the office of the City Architect of Copenhagen launching his own office only two years later.



**Set location:**  
Alpha Dominche



**Set location - The Qvest**

## Product info

### Information

The white version is supplied with a white cable. The other versions are supplied with a black cable.

### Mounting

Cable type: Plastic cord with plug. Cable length: 2.4m. Light control: Switch in lamp stand.

### Finish

Stainless Steel, polished. White, Black, Aubergine, Dark Green, Dark Grey, Light Grey, Midnight Blue, Pale Petroleum, Rusty Red, Yellow Ochre, wet painted.

### Materials

Shade: Spun steel or stainless steel. Base: Die cast zinc or stainless steel. Stem: Steel or stainless steel.

### Class

Ingress protection IP20. Electric shock protection II.

### Specification notes

The white version is supplied with a white cable. The other versions are supplied with a black cable. The innovation of light sources is ongoing. Consequently we only inform about the max. wattages.

### Light source

1x20W E27<br />Max. diameter: 55 mm

### Information

The white version is supplied with a white cable. The other versions are supplied with a black cable.



## Product family




AJ Mini Table



AJ Royal



AJ Wall



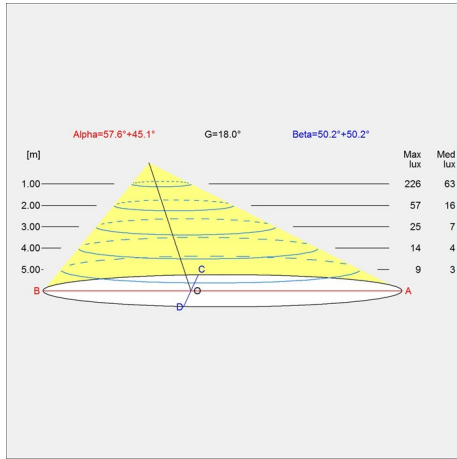
AJ Floor



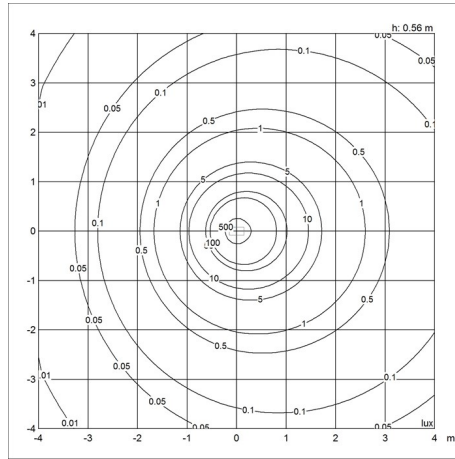
AJ 50 Wall

# Light distribution diagrams

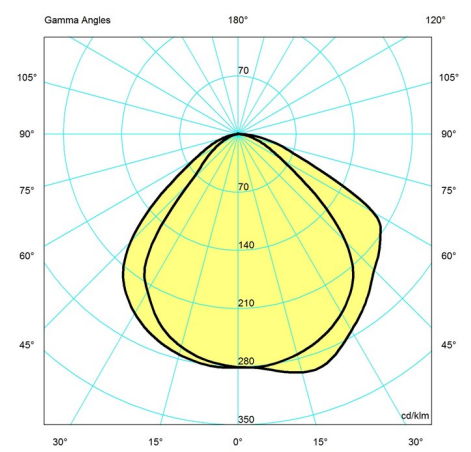
Cartesian



Isolux



Polar



## Data specifications

Colour	White	Length	-
Width	215	Height	560
Built-in Height	-	IP class	20
Class	II	Net Weight	1.6
Standby (W)	-	Power Factor (P = 100 % / P = 50 %)	-
Inrush Current	-	Light source	1x20W E27
Kelvin	-	CRI	-
SDCM	-	Lumen	-
Watt	-	Efficacy	-
Light control	-	Min. Dim Level (%)	-
UGR Transversal / Axial	21.2/15.7	L80B50 (hours)	-
Driver life	-		