

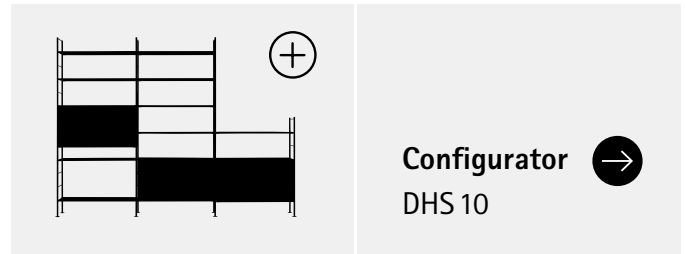


# DHS 10

## Shelving System

Designer: Herbert Hirche, 1954

In 1954 Herbert Hirche designed a shelving system that convinces with its functional simplicity and precisely designed details. It was produced for a few years, discontinued and then reissued it in 2019. The Hirche DHS 10 is composed of tubular steel ladders that hold shelves, back walls or cabinet elements. The elements can be freely combined and thus offer a variety of equipment and usage options. A modern shelving system with the design maxims of an era that was so important for German industrial design.




Side elements	Shelves	Cabinet	Back pannel
Tubular steel 16 mm / Rungs 6 mm, powder coated	Birch Multiplex 16 mm	MDF 16 mm	MDF 8 mm
Heights, including levelling foot and felt pad: 735 mm / 1015 mm / 1855 mm* / 2275 mm*	Width: 407 / 800 mm	Width: 800 mm	Width: 407 / 800 mm
Height adjustment range + 15 mm	Depth: 292 mm,	Depth: 358 mm	Height: 264 mm
Custom heights up to 2975mm possible, rung spacing 140 mm	584 mm (Desk element)	Height: 436 mm	
Depth: side ladder 312mm, 336 mm (including levelling foot), Shelf 292mm, cabinet 358mm			

\*Wall mount or ceiling tensioning required

Powder coated	Natural oak veneer	Natural oak veneer	MDF lacquered
open-pored coloured or colourless lacquered	open-pored coloured or colourless lacquered	open-pored coloured or colourless lacquered	
● black RAL 9005	● black RAL 9005	● black RAL 9005	● black RAL 9005
○ white RAL 9010	○ white RAL 9010	○ white RAL 9010	○ white RAL 9010
● light grey RAL 7035	● light grey RAL 7035	● light grey RAL 7035	● light grey RAL 7035
	● Natural oak	● Natural oak	

Side elements	Corner element	Shelves	Cabinet	Back pannel Set with 2 shelves
<b>Height</b>	<b>Height</b>	<b>Width</b>		<b>Width</b>
735 mm •	735 mm •	407 mm •	Secretary/ bar cabinet •	407 mm •
1015 mm •	1015 mm •	800 mm •	Mirror •	800 mm •
1855 mm •	1855 mm •	Corner shelf •	double doors •	
2275 mm •	2275 mm •	Angled shelf •	Shelf •	
bis 2975 mm •	bis 2975 mm •	800 mm •	plus milling •	
		Desk element •	1 door, •	
<b>Accessories</b>		Back pannel •	3 shelves •	
Set je 2 Stück		(Height 156 mm)	Shelves •	
Wall mount •				
Ceiling tensioning •				



All dimensions in mm / W x D x H

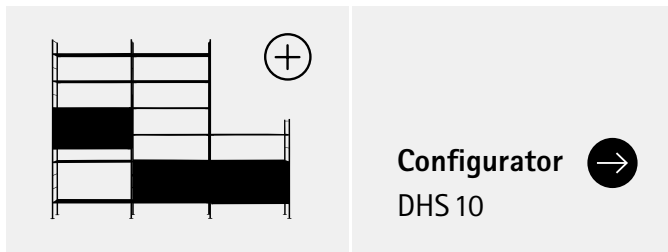
# DHS 10

## Shelving System



# DHS 10

## Shelving System



Side elements  
1855 mm

ceiling tensioning

Secretary/bar cabinet  
Shelves with milling



**Side elements**  
powder coated

Tubular steel 16 mm /  
Rung 6 mm

● black RAL 9005

**Shelves  
& Cabinet**

Colourless lacquered

● Natural oak



All dimensions in mm / W x D x H

# DHS 10

## Shelving System

**Side elements**  
powder coated

Tubular steel 16 mm /  
Rung 6 mm

● light grey RAL 7035

**Shelves**  
**& Cabinet**

natural oak veneer  
open-pored coloured

● light grey RAL 7035



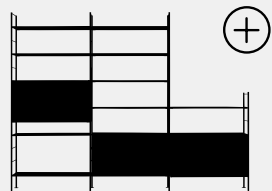
Corner shelf  
545 mm

Secretary/bar cabinet  
Shelves with milling



# DHS 10

Shelving System



**Configurator** →  
DHS 10



**Side elements**  
powder coated

Tubular steel 16 mm /  
Rung 6 mm

● black RAL 9005

**Shelves**  
& Cabinet

natural oak veneer  
open-pored coloured

● black RAL 9005